








Summer 2	Week 1 World Environment Day	Week 2 School trip to Piglets Adventure Farm World Ocean Day	Week 3	Week 4	Week 5 Sports Day Transition Day	Week 6 National School Sports Week Summer Fair
Topic	On The Beach, Moving On					
Phonics and Early Writing	Read Write Inc Teaching Set 1 Speed Sounds lessons m,a,s	Read Write Inc Teaching Set 1 Speed Sounds lessons d,t,i,n	Read Write Inc Teaching Set 1 Speed Sounds lessons p,g,o,c	Read Write Inc Teaching Set 1 Speed Sounds lessons k,u,b,f	Read Write Inc Teaching Set 1 Speed Sounds lessons e,l,h	Read Write Inc Teaching Set 1 Speed Sounds lessons r,j,v, w,z

<p>Literacy C&amp;L</p>	<p><u>Book of the Week:</u> Somebody Swallowed Stanley by Sarah Roberts</p>  <p><u>Key vocabulary:</u></p> <ul style="list-style-type: none"> <li>tentacles</li> <li>sea bed</li> <li>kite</li> <li>protect</li> <li>recycle</li> </ul>	<p><u>Book of the Week:</u> No, Nancy, No! A Seaside Adventure by Alice Tait</p>  <p><u>Key vocabulary:</u></p> <ul style="list-style-type: none"> <li>galloped</li> <li>yachts</li> <li>seaside</li> <li>mischief</li> <li>hammocks</li> </ul>	<p><u>Book of the Week:</u> Above and Below Sea and Shore by P. Hegarty and Tanera Simons</p>  <p><u>Key vocabulary:</u></p> <ul style="list-style-type: none"> <li>coastline</li> <li>antarctic/arctic</li> <li>tropical</li> <li>coral Reef</li> </ul>	<p><u>Book of the Week:</u> Clem and Crab by Fiona Lumbers</p>  <p><u>Key vocabulary:</u></p> <ul style="list-style-type: none"> <li>tides</li> <li>rock pool</li> <li>precious</li> <li>aquarium</li> </ul>	<p><u>Book of the Week:</u> When Summer Comes by Ekaterina Trukhan</p>  <p><u>Key vocabulary:</u></p> <ul style="list-style-type: none"> <li>together</li> <li>watch</li> <li>perfect</li> <li>lake</li> <li>growing</li> </ul>	<p><u>Book of the Week:</u> Hey, Water! by Antoinette Portis</p>  <p><u>Key vocabulary:</u></p> <ul style="list-style-type: none"> <li>sprinkle</li> <li>hose</li> <li>iceberg</li> <li>fog</li> </ul>
<p>Maths</p>	<p><u>White Rose Maths/Mastering the Curriculum</u></p> <ul style="list-style-type: none"> <li>Capacity</li> </ul>	<p><u>White Rose Maths/Mastering the Curriculum</u></p> <ul style="list-style-type: none"> <li>1-3 Cardinality and ordinality</li> </ul>	<p><u>White Rose Maths/Mastering the Curriculum</u></p> <ul style="list-style-type: none"> <li>Shapes</li> </ul>	<p><u>White Rose Maths/Mastering the Curriculum</u></p> <ul style="list-style-type: none"> <li>1-5 -one more than, one less than</li> </ul>	<p><u>White Rose Maths/Mastering the Curriculum</u></p> <ul style="list-style-type: none"> <li>1-3 composition and numerals</li> </ul>	<p><u>White Rose Maths/Mastering the Curriculum</u></p> <ul style="list-style-type: none"> <li>Consolidate learning from Summer 2</li> </ul>
<p><u>Key Vocabulary:</u> Full, empty, nearly full, nearly empty, circle, triangle, rectangle, before, after, count</p>						

PSHE	<p><u>Jigsaw</u> Session 1: My body LO: I can name parts of my body and show respect for myself</p>	<p><u>Jigsaw</u> Session 2: Respecting my body LO: I can tell you some things I can do and some food I can eat to be healthy</p>	<p><u>Jigsaw</u> Session 3: Growing up LO: I understand that we all start as babies and grow into children and then adults</p>	<p><u>Jigsaw</u> Session 4: Growth and change LO: I know that I grow and change</p>	<p><u>Jigsaw</u> Session 5: Fun and Fears LO: I can talk about how I feel moving to Acorns from Conkers</p>	<p><u>Jigsaw</u> Session 6: Celebration LO: I can remember some fun things about Nursery this year</p>
<p style="text-align: center;">Key Vocabulary: eyebrow, forehead, tongue, finger, stomach, grown up, change, worry, excited, memories, healthy</p>						

<p>UTW</p>	<p><b>Skill:</b></p> <ul style="list-style-type: none"> <li>•Shows care for living things and the environment.</li> </ul> <p><b>Prompts:</b></p> <ol style="list-style-type: none"> <li>1.Why is it important to throw litter in the bin?</li> <li>2.What happens when rubbish blows into the sea?</li> <li>3.What would you do if you found rubbish at the park or beach?</li> <li>4.What can we recycle instead of throwing away?</li> <li>5.Why do animals need clean homes?</li> </ol> <p><b>Key Knowledge:</b></p> <ul style="list-style-type: none"> <li>•We care for the environment by keeping beaches and oceans clean.</li> </ul>	<p><b>Skill:</b></p> <ul style="list-style-type: none"> <li>•Talk about seaside holidays now and long ago.</li> </ul> <p>Begin to notice differences between old and new objects.</p> <p><b>Prompts:</b></p> <ol style="list-style-type: none"> <li>1.Which picture looks old? Which looks new? What is different about these swimsuits? How do people travel to the beach today? What toys do children play with at the seaside? Can you spot something people still use today?</li> </ol> <p><b>Key Knowledge:</b></p> <ul style="list-style-type: none"> <li>•Families visited the seaside in the past and today.</li> <li>•Some things have changed over time.</li> </ul>	<p><b>Skill:</b></p> <ul style="list-style-type: none"> <li>•Identify common features for different groups of animals.</li> </ul> <p><b>Prompts:</b></p> <ol style="list-style-type: none"> <li>1.How are they the same/ different?</li> <li>2.Where is the tail? How does the fish use its tail?</li> <li>3.What other animals have tails?</li> <li>4.Can you sort the animals into groups?</li> <li>5.How do animals help themselves stay safe?</li> </ol> <p><b>Key Knowledge:</b></p> <ul style="list-style-type: none"> <li>•Fish have tails to swim. Other animals have different body parts to help them move and live.</li> <li>•Different animals need different</li> </ul>	<p><b>Skill:</b></p> <ul style="list-style-type: none"> <li>•Talk about the different places different animals live.</li> </ul> <p><b>Prompts:</b></p> <ol style="list-style-type: none"> <li>1.Who lives in a rock pool?</li> <li>2.What kind of foods might they eat? Would a rock pool be a good place to hide?</li> <li>3.What do animals need in their habitat to survive?</li> <li>4.What makes a rock pool a good home for sea creatures?</li> <li>5.What could a starfish find to eat in a rock pool?</li> </ol> <p><b>Key Knowledge:</b></p> <ul style="list-style-type: none"> <li>•Different animals live in different habitats.</li> <li>•Crabs and starfish could be found in a rockpool.</li> </ul>	<p><b>Skill:</b></p> <ul style="list-style-type: none"> <li>•Explore sand, water, floating/sinking.</li> <li>•Investigate melting ice.</li> </ul> <p><b>Prompts:</b></p> <ol style="list-style-type: none"> <li>1.What do you notice about the water after the ice melts?</li> <li>2.Which objects stay on top of the water? Which goes to the bottom?</li> <li>3.How can we make the ice melt faster?</li> <li>4.What happens to the sand when we add water?</li> <li>5.What is happening to the ice as it gets warmer?</li> </ol> <p><b>Key Knowledge:</b></p> <ul style="list-style-type: none"> <li>•Some things float, some sink.</li> <li>•Water can change from solid to liquid.</li> </ul>	<p><b>Skill:</b></p> <ul style="list-style-type: none"> <li>• Notice people living/working by the sea.</li> </ul> <p><b>Prompts:</b></p> <ol style="list-style-type: none"> <li>1.What can you see at the beach?</li> <li>2.Who works by the sea? What jobs do they do?</li> <li>3.How do people stay safe at the beach?</li> <li>4.How is the beach different from where we live?</li> <li>5.What clothes do people wear at the beach and why?</li> </ol> <p><b>Key Knowledge:</b></p> <ul style="list-style-type: none"> <li>• Beaches have sand, sea, shells, and cliffs.</li> </ul>
------------	---	---	--	---	--	---

			environments to live.			
<p>Key Vocabulary: Coast, sea ,ocean ,rockpool, freezing, melting, habitat, tail, float, sink, ice, melt, shell, cliff ,pollution, clean</p>						
Expressive Arts and Design - in provision	Art Explore 3D Landscape Art	DT Invitation to Investigating boats	Art Invitation to design animal sculptures	Artist of the half term: Claude Monet 	Art Invitation to paint animal sculptures	DT Invitation to design and make boats
	<p>Key Vocabulary: <b>Nursery</b> - straight, curved, zigzag, spotty, stripy, light, dark, smooth, rough, sticky, soft, cut, glue, stick. Mix, roll, brush, press, squeeze, notice, proud, different, same, bright, dark, light, shadow, primary colours, float sink <b>Challenge</b> - spiral, wavy, repeating, shiny, bumpy, stretchy, bendy, thick, thin, runny, join, improve, spreading, dripping, connecting, observed, decided, next time, bold, pale, secondary colours, structure, waterproof</p>					