









Summer 1	Week 1 World Art Day 15th April	Week 2 Caterpillars arrive Allergy Awareness Week World Earth Day 22nd April St George's Day 23rd April	Week 3	Week 4	Week 5 Trip to local park VE Day 8th May Book Fair	Week 6 Mental Health Awareness Week International Nurses Day & Florence Nightingales Birthday 1th May	Week 7 World Bee day 20th May
Topic	Animal Safari / Creep, Crawl, Wriggle						
Phonics and Early Writing	Read Write Inc Teaching Set 1 Speed Sounds lessons m,a,s	Read Write Inc Teaching Set 1 Speed Sounds lessons d,t,i,n	Read Write Inc Teaching Set 1 Speed Sounds lessons p,g,o,c	Read Write Inc Teaching Set 1 Speed Sounds lessons k,u,b,f	Read Write Inc Teaching Set 1 Speed Sounds lessons e,l,h	Read Write Inc Teaching Set 1 Speed Sounds lessons r,j,v	Read Write Inc Teaching Set 1 Speed Sounds lessons y,w,z,x

<p>Literacy C&L</p>	<p><u>Book of the Week:</u> Snail Trail by Ruth Brown</p>  <p><u>Key vocabulary:</u></p> <ul style="list-style-type: none"> • slope • slippery • arch • curled up • narrow 	<p><u>Book of the Week:</u> The Very Hungry Caterpillar by Eric Carle</p>  <p><u>Key vocabulary:</u></p> <ul style="list-style-type: none"> • Caterpillar • leaf • butterfly • cocoon • chrysalis • hungry • fruits/foods 	<p><u>Book of the Week:</u> Mad about Mega Beasts! by Giles Andreae</p>  <p><u>Key vocabulary:</u></p> <ul style="list-style-type: none"> • fierce • years ago • hatch • graceful • dozy • stomp 	<p><u>Book of the Week:</u> Monkey Puzzle by Julia Donaldson</p>  <p><u>Key vocabulary:</u></p> <ul style="list-style-type: none"> • lost • coils • slither • leaps • discover 	<p><u>Book of the Week:</u></p>  <p><u>Key vocabulary:</u></p> <ul style="list-style-type: none"> • Fierce • Tall • Grumpy • Perfect 	<p><u>Book of the Week:</u> Dinosaur Roar! By Paul & Henrietta Strickland</p>  <p><u>Key vocabulary:</u></p> <ul style="list-style-type: none"> • meek • slimy • tiny • above • below • weak • strong 	<p><u>Book of the Week:</u> Nature's tiny miracle Bee by Patricia Hegarty</p>  <p><u>Key vocabulary:</u></p> <ul style="list-style-type: none"> • dawn • beats • nectar • pollen • hive
-----------------------------	--	---	--	--	---	---	---

Maths	<u>White Rose Maths/Mastering the Curriculum</u> <ul style="list-style-type: none"> Revisit 1-5 	<u>White Rose Maths/Mastering the Curriculum</u> <ul style="list-style-type: none"> Height and length 	<u>White Rose Maths/Mastering the Curriculum</u> <ul style="list-style-type: none"> Match, sort and compare 	<u>White Rose Maths/Mastering the Curriculum</u> <ul style="list-style-type: none"> Mass 	<u>White Rose Maths/Mastering the Curriculum</u> <ul style="list-style-type: none"> Make games and actions 	<u>White Rose Maths/Mastering the Curriculum</u> <ul style="list-style-type: none"> Consolidate learning from Summer 1 	<u>White Rose Maths/Mastering the Curriculum</u> <ul style="list-style-type: none"> Consolidate learning from Summer 1
<p>Key Vocabulary: One, two, three, count, check, subitise, long, short, heavy, light, same, different, more, fewer</p>							
PSHE	<u>Jigsaw</u> Session 1: My family and me! LO: I can tell you about my family.	<u>Jigsaw</u> Session 2: Make friends, make friends, never, never break friends (part 1) LO: I understand how to make friends if I feel lonely.	<u>Jigsaw</u> Session 3: Make friends, make friends, never, never break friends (part 2) LO: I can tell you some of the things I like about my friends.	<u>Jigsaw</u> Session 4: Falling out and bullying part 1 LO: I know what to say and do if somebody is unkind to me.	<u>Jigsaw</u> Session 5: Falling out and bullying part 2 LO: I can use 'calm me time' to manage my feelings.	<u>Jigsaw</u> Session 6: Being the best friends we can be LO: I can work together and enjoy being with my friends.	<u>Jigsaw</u> Session 7: Consolidation
<p>Key Vocabulary: relationships, family, families, different, family member, group</p>							

<p>UTW</p>	<p>Skill:</p> <ul style="list-style-type: none"> •Name different types of minibeasts. •Describe where they live. <p>Prompts:</p> <ol style="list-style-type: none"> 1.Where does this minibeast live? 2.What is it doing? 3.Which one can fly? Which one crawls? 4.Where would this minibeast like to live? 5.What do you think it needs? <p>Key Knowledge:</p> <ul style="list-style-type: none"> •Minibeasts live where they have food, water, and shelter. •Minibeasts look different from each other e.g. some 	<p>Skill:</p> <ul style="list-style-type: none"> •Observe simple life cycles. <p>Prompts:</p> <ol style="list-style-type: none"> 1.What can you see changing? 2.What is happening to it? 3.Has it changed since yesterday? 4.What do you think will happen next? 5.Where is the caterpillar/butterfly/eed now? <p>Key knowledge:</p> <ul style="list-style-type: none"> •Living things grow and change over time. •Caterpillars can become butterflies. 	<p>Skill:</p> <ul style="list-style-type: none"> •Animals live in different countries and climates. <p>Prompts:</p> <ol style="list-style-type: none"> 1.Where does it live? 2.Is it hot or cold there? 3.Have you seen this animal before? Where? 4. Which animals live in hot places? 5.Which animals live in cold places? <p>Key knowledge:</p> <ul style="list-style-type: none"> •Learn about animals and minibeasts in different places. 	<p>Skill:</p> <ul style="list-style-type: none"> • Talk about caring for animals. <p>Prompts:</p> <ol style="list-style-type: none"> 1.How are the animals' homes/habitats kept nice? 2.Which animal do you think needs the most care? Why? 3.How can we help animals at home or outside? 4.Can you show or draw how you would help an animal? 5.Why do you think it is important to care for animals? <p>Key knowledge:</p> <ul style="list-style-type: none"> •People care for animals in different ways. •We can help animals by looking 	<p>Skill:</p> <ul style="list-style-type: none"> •Name different types of animals •Describe where they live. <p>Prompts:</p> <ol style="list-style-type: none"> 1.What does this animal eat? 2.Where does this animal live? 3.Can you match the animal to the right home and explain why? 4.How is this animal different from others? 5.Can you spot anything in the zoo that is like their natural home? <p>Key Knowledge:</p> <ul style="list-style-type: none"> •Animals live where they have food, water, and shelter. •Some animals eat plants, some eat 	<p>Skill:</p> <ul style="list-style-type: none"> •Begin to notice animals from the past e.g. dinosaurs and today. •Begin to make sense of their own life-story and family's history. <p>Prompts:</p> <ol style="list-style-type: none"> 1.Which one is from a long time ago? Which one is alive now? 2.Why can't we see dinosaurs anymore? 3.Can you sort these animals into two groups? 4.Can you tell me which one is from long ago and which one is alive now? 5.Why can't we see dinosaurs today? <p>Key Knowledge:</p> <ul style="list-style-type: none"> •Some animals lived long ago and are 	<p>Skill:</p> <ul style="list-style-type: none"> •Begin to talk about where bees are found. •Understand that we should be gentle and not harm bees. <p>Prompts:</p> <ol style="list-style-type: none"> 1.What can you hear? 2.Where is the bee? 3.What is the bee doing? 4.Where do bees go? 5.How do we look after bees? <p>Key Knowledge:</p> <ul style="list-style-type: none"> •A bee is a small living thing. •Bees make honey. •Bees live in hives.
------------	--	--	--	--	---	--	--

	have wings and some don't.			after their habitats. *Project work Yorkshire Wildlife Park	other animals, some eat both. *Project work Yorkshire Wildlife Park	now extinct. •Talk about animals they have seen.	
<p>Key Vocabulary: Minibeast, habitat, food, water, shelter, grow, change, caterpillar, butterfly, bee, hive, extinct</p>							
Expressive Arts and Design - in provision	Exploring waterproof materials	Exploring group art	Explore floating and sinking	Art Explore clay	Artist of the half term: Wassily Kandinsky 	Explore different boats	Explore playdough
	<p>Key Vocabulary: Nursery - straight, curved, zigzag, spotty, stripy, light, dark, smooth, rough, sticky, soft, cut, glue, stick. Mix, roll, brush, press, squeeze, notice, proud, different, same, bright, dark, light, shadow, primary colours, float sink Challenge - spiral, wavy, repeating, shiny, bumpy, stretchy, bendy, thick, thin, runny, join, improve, spreading, dripping, connecting, observed, decided, next time, bold, pale, secondary colours, structure, waterproof</p>						